



# Racking Inspection Checklist

conducted for

## SVC Warehouse

**Date of Inspection**

14 Feb 2019 03:18 PM

**Rack Inspector**

Blanche Monforte

**Location**

3485 Broadway Avenue, Chattanooga, Tennessee 37415

**Completed on**




14 Feb 2019 03:59 PM


**Score**

4/8.0 - 50.00%


## Failed Responses


This section lists responses that were set as "failed responses" in the template used for this audit


Question	Response	Details
Take photos of the damage and identify risk level	Amber risk (significant damage)	13mm twisted base plate, no shims installed
 <p data-bbox="140 707 256 734">Appendix 1</p>		
Take photos of the damage and identify risk level	Red risk (critical damage)	Side impact is over 10mm, no front upright guard installed
 <p data-bbox="140 1155 256 1182">Appendix 2</p>		
Take photos of the damage and identify risk level	Red risk (critical damage)	
Take photos of the damage and identify risk level	Red risk (critical damage)	The detached rear upright guard and missing anchor bolts are also a slip, trip, and fall hazards!
 <p data-bbox="140 1744 256 1771">Appendix 3</p>		



Question	Response	Details
Take photos of the damage and identify risk level	Amber risk (significant damage)	8mm side impact to rear upright
 <p data-bbox="140 539 256 566">Appendix 4</p>		

## Inspection - 4/8 50.00%

Question	Response	Details
<b>Racking Inspection Checklist</b>		Score (4/8) 50.00%
Specify the location of the damaged rack by tapping ADD AREA.		
AREA 1		
Aisle	02	
Bay Number	01-3-2	
What component of the racking system is damaged?	Beam	
Which part/s of the beam is/are damaged?	Rear beam, Rear clips	
Take photos of the damage and identify risk level	Green (minor damage)	5mm damage to entire beam length. Safe for now, but reassess at next inspections.
AREA 2		
Aisle	03	
Bay Number	03-1-5	
What component of the racking system is damaged?	Frame	
Which part/s of the frame is/are damaged?	Rear base plate	
Take photos of the damage and identify risk level	Amber risk (significant damage)	13mm twisted base plate, no shims installed
<div style="text-align: center;">  <p>Appendix 1</p> </div>		
AREA 3		
Aisle	05	

Question	Response	Details
Bay Number	02-2-3	
What component of the racking system is damaged?	Frame	
Which part/s of the frame is/are damaged?	Bracing	
Take photos of the damage and identify risk level	Green (minor damage)	
AREA 4		
Aisle	07	
Bay Number	01-2-1	
What component of the racking system is damaged?	Frame	
Which part/s of the frame is/are damaged?	Front uprights	
Take photos of the damage and identify risk level	Red risk (critical damage)	Side impact is over 10mm, no front upright guard installed
 <p>Appendix 2</p>		
AREA 5		
Aisle	07	
Bay Number	02-1-1	
What component of the racking system is damaged?	Accessory, Frame	
Which part/s of the frame is/are damaged?	Front shims, Front uprights	
Take photos of the damage and identify risk level	Red risk (critical damage)	

Question	Response	Details
Which part/s of the accessory is/are damaged?	Upright Guards	
Take photos of the damage and identify risk level	Red risk (critical damage)	The detached rear upright guard and missing anchor bolts are also a slip, trip, and fall hazards!
 <p>Appendix 3</p>		
AREA 6		
Aisle	08	
Bay Number	03-4-2	
What component of the racking system is damaged?	Beam	
Which part/s of the beam is/are damaged?	Front clips, Rear clips	
Take photos of the damage and identify risk level	Green (minor damage)	Reassess at future inspections.
AREA 7		
Aisle	08	
Bay Number	01-1-3	
What component of the racking system is damaged?	Frame	
Which part/s of the frame is/are damaged?	Rear uprights	

Question	Response	Details	
Take photos of the damage and identify risk level	Amber risk (significant damage)	8mm side impact to rear upright	
 <p data-bbox="140 539 256 566">Appendix 4</p>			
<b>Completion</b>			
Additional Recommendation		Perform weekly racking inspections, follow and apply the traffic light system.	
All stocks located in the racking systems are checked for any damage.			
Full Name and Signature of Rack Inspector	Blanche Monforte	14 Feb 2019 03:58 PM	

## Media



Appendix 1



Appendix 2



Appendix 3



Appendix 4