



# Ladder Inspection Checklist

conducted for

## HandyDandy Ladder and Scaffolding

**Ladder Reference #**

L48D3R

**Date Purchased**

08 Apr 2015

**Location**

30543 Rd 158, Visalia, CA 93292, USA

**Conducted on**

26 Apr 2018 01:04 PM

**Prepared by**

SafetyCulture Staff

**Completed on**

26 Apr 2018 01:10 PM

**Score**

4/8.0 - 50.00%

## Failed Responses

This section lists responses that were set as "failed responses" in the template used for this audit




| Question   | Response | Details  |
|--|----------|--|
| Free from dents, cracks and damages  | No       | Dents are visible on the base of the ladder          |
| <div data-bbox="92 454 308 667" data-label="Image"> </div> <div data-bbox="140 672 256 701" data-label="Caption"> <p>Appendix 3</p> </div>     |          |  |
| Feet of ladder work properly and have slip-resistant pads  | No       | The base has resistance pad but has some deformities |
| <div data-bbox="92 866 308 1079" data-label="Image"> </div> <div data-bbox="140 1084 256 1113" data-label="Caption"> <p>Appendix 4</p> </div>  |          |  |
| Rung locks and spreader braces are working   | No       | The spreader braces are badly dented                 |
| <div data-bbox="92 1279 308 1491" data-label="Image"> </div> <div data-bbox="140 1496 256 1525" data-label="Caption"> <p>Appendix 5</p> </div> |          |  |



## Actions



#1. Remove this ladder from service


Assignee: vince4785@gmail.com  
Priority: HIGH  
Due Date: 26 Apr 2018 01:06 PM  
Audit: 26 Apr 2018 / L48D3R / SafetyCulture Staff  
Linked to item: Free from dents, cracks and damages  
Status: To Do

## Audit - 4/8 50.00%

| Question   | Response            | Details                                     |
|--|---------------------|---|
| <b>General Information</b>   |                     |   |
| Take a photo of the ladder   |                     |   |
|  <p>Appendix 1</p>   |                     |   |
| Take a photo of the tag or label   |                     |   |
|  <p>Appendix 2</p>  |                     |   |
| Type of ladder   | Portable            |   |
| Construction of ladder   | Metal               |   |
| Length   | 5.6 m               |   |
| Class  | Type I (Heavy Duty) |   |
| Weight supported   | 175 kgs             |   |
| <b>Ladder Inspection</b>   |                     | Score (4/8) 50.00%                          |
| Free from dents, cracks and damages  | No                  | Dents are visible on the base of the ladder |
|  <p>Appendix 3</p> |                     |   |

| Question  | Response  | Details   |
|---|-----------|---|
| <p>REFERENCE: Ladder free of dents, cracks and damages<br/>           [This is an example of how you can use iAuditor to include best practice reference images in your templates to assist with inspections]</p>  |           |   |
| <p>Feet of ladder work properly and have slip-resistant pads</p>  | <p>No</p> | <p>The base has resistance pad but has some deformities</p> |
|  <p>Appendix 4</p>  |           |   |

| Question  | Response  | Details  |
|---|---|--|
| Rung locks and spreader braces are working  | No  | The spreader braces are badly dented                         |
|  <p>Appendix 5</p>  |   |  |
| Side rails have no signs of deterioration, dents and rusts  | Yes   |  |
| Bolts and rivets are secured  | Yes   | Bolts and rivets are in good condition and tightly in place. |
| Rope is undamaged   | Yes   |  |
| Steps and rungs are free from oil, grease and other materials                                       | No  | Dusty steps  |
|  <p>Appendix 6</p> |   |  |
| Ladder stored properly (when not in use)  | Yes   | Ladder was stored in an equipment room.                      |
| Other defects observed?   | None  |  |
| Take a photo of other defects (optional)  |   |  |
| Overall Rating  | Do Not Use  |  |
| <b>Recommendations</b>  |   |  |
| Please write here   | <ol style="list-style-type: none"> <li>1. Always check the ladder for dents, cracks and step connections.</li> <li>2. Make sure that the feet work properly and slip-resistant pads.</li> <li>3. Rung locks and spreader braces should be in good working conditions.</li> <li>4. Keep steps and rungs clean and free from dirt.</li> <li>5. Label the ladder "Do Not Use" if you see any damages.</li> </ol> |  |

| Question                                 | Response   | Details              |   |
|--|------------|----------------------|---|
| <b>Completion</b>                        |            |                      |   |
| Full Name and Signature of the Inspector | Nico Ramos | 26 Apr 2018 01:15 PM |  |

## Media




Appendix 1



Appendix 2



Appendix 3



Appendix 4





Appendix 5



Appendix 6