



Ladder Inspection Checklist

26 Apr 2018 / L48D3R / SafetyCulture Staff

Complete

Score	50%	Failed items	3	Actions	0
Ladder Reference #					L48D3R
Client / Site				HandyDandy Ladder and Scaffolding	
Date Purchased				8th Apr, 2015	
Location				30543 Rd 158, Visalia, CA 93292, USA	
Conducted on				26th Apr, 2018 3:04 PM AEST	
Prepared by				SafetyCulture Staff	

Failed Items

3 failed

Audit / Ladder Inspection

Free from dents, cracks and damages

No

Dents are visible on the base of the ladder



Photo 3

Audit / Ladder Inspection

Feet of ladder work properly and have slip-resistant pads

No

The base has resistance pad but has some deformities



Photo 4

Audit / Ladder Inspection

Rung locks and spreader braces are working

No

The spreader braces are badly dented




Photo 5

General Information

Take a photo of the ladder



Photo 1

Take a photo of the tag or label



Photo 2

Type of ladder	Portable
Construction of ladder	Metal
Length	5.6 m
Class	Type I (Heavy Duty)
Weight supported	175 kgs

Ladder Inspection

3 failed, 50%

Free from dents, cracks and damages

No

Dents are visible on the base of the ladder




Photo 3

REFERENCE: Ladder free of dents, cracks and damages

[This is an example of how you can use iAuditor to include best practice reference images in your templates to assist with inspections]



Feet of ladder work properly and have slip-resistant pads

No

The base has resistance pad but has some deformities



Photo 4

Rung locks and spreader braces are working

No

The spreader braces are badly dented




Photo 5

Side rails have no signs of deterioration, dents and rusts

Yes

Bolts and rivets are secured

Yes

Bolts and rivets are in good condition and tightly in place.

Rope is undamaged

Yes

Steps and rungs are free from oil, grease and other materials

No

Dusty steps



Photo 6

Ladder stored properly (when not in use)

Yes

Ladder was stored in an equipment room.

Other defects observed?

None

Take a photo of other defects (optional)

Overall Rating

Do Not Use

Recommendations

Please write here

1. Always check the ladder for dents, cracks and step connections.
2. Make sure that the feet work properly and slip-resistant pads.
3. Rung locks and spreader braces should be in good working conditions.
4. Keep steps and rungs clean and free from dirt.
5. Label the ladder "Do Not Use" if you see any damages.

Completion

Full Name and Signature of the Inspector

Nico Ramos

26th Apr, 2018 3:15 PM AEST

Appendix



Photo 1



Photo 2



Photo 3



Photo 4





Photo 5

Photo 6