



Home Remodel Punch List Template

19 Nov 2020 / SafetyCulture Staff

Complete

Score	72.45%	Failed items	26	Actions	5
Date	19th Nov, 2020				
Prepared by	SafetyCulture Staff				
Location	Townsville QLD 4810, Australia (-19.2589635, 146.8169483)				

Failed Items & Actions

26 failed, 5 actions

Failed items

26 failed, 5 actions

Kitchen / Designer

Make sure you have light bulbs in fixtures and that they are working

No

Done | Priority Low | Due 26th Nov, 2020 10:39 AM +08 | Created by SafetyCulture Staff

Talk to lighting subcontractor.

Kitchen / Appliance

Microwave working and all stickers/ tags removed

No

Kitchen / Appliance

Stove has gas/power, turns on and all stickers/tags removed

No

Kitchen / Appliance

Range hood working properly-check light bulb and all stickers/tags removed

No

Kitchen / Carpentry

Cabinets are aligned, level and don't hit anything when opened

No



Photo 3

Kitchen / Carpentry

Windows/doors open and close properly. Check that dirt isn't in the sills and preventing proper sliding. Check lock function

No

Kitchen / Plumbing

Hot and cold water flows well at faucets along with any special insta hot or purified water dispensers

No

Kitchen / Electrical

Lights and switches working properly. Are switch plates aligned? Are all of the screw heads installed?

No

Lights not working.

Living Room / Designer

Casegoods and upholstery-no cracked stain/paint, fabric looks unblemished

No



Photo 5

To do | Priority Low | Due 26th Nov, 2020 10:43 AM +08 | Created by SafetyCulture Staff

Talk to interior designer about this disgusting sofa.

Living Room / Designer

Furnishings-fabric looks good, no bad seams in pillows or upholstery, upholstery legs aren't scratched and have necessary pads to prevent floor scratches

No

Living Room / Cleaner

Windows/doors open and close properly. Check that dirt isn't in the sills and preventing proper sliding. Check lock function

No



Photo 6

Living Room / Flooring

Floor is smooth, even, and aligned properly. Any grout missing? Any holes where it meets the baseboard? Can you see carpet seams?

No

Living Room / Paint

Walls and paint look clean and evenly coated with no bumps, smudges or discolorations. Check to see if the proper paint sheen was used

No

Interior designer can't contact the painting supplier.



Photo 7

Have this repainted.

Living Room / Carpentry

Windows/doors open and close properly. Check that dirt isn't in the sills and preventing proper sliding. Check lock function

No



Photo 8

Dining Room / Electrical

All light fixtures and switches are working

No




Photo 10

Dining Room / Designer

Make sure you have light bulbs in and working. Any damaged fixtures? Nicks and scratches?

No




Photo 11

Bedroom / Bedroom / Bedroom 1 / Paint

Walls and paint look clean and evenly coated with no bumps, smudges or discolorations. Check to see if the proper paint sheen was used

No



Photo 12

Bedroom / Bedroom / Bedroom 1 / Designer

Furnishings-fabric looks good, no bad seams in pillows or upholstery, upholstery legs aren't scratched and have necessary pads to prevent floor scratches

No



Photo 13

Bathroom / Bathroom / Bathroom 1 / Carpentry

Towel bars and hooks straight and in the correct location

No

Bathroom / Bathroom / Bathroom 1 / Carpentry

Toilet paper holder in the correct place where it can be easily reached? Level?

No

Bathroom / Bathroom / Bathroom 1 / Countertop

Sink installed with no chips, stains or cracks. Caulking is clean.

No

Bathroom / Bathroom / Bathroom 1 / Countertop

Countertop looks good and is undamaged. Seams are aligned on veined stone, including bookmatched stone

No

Bathroom / Bathroom / Bathroom 1 / Plumbing

Look for any leaks at faucets, tub spout, shower head or handheld shower

No



Photo 15

To do | Priority Low | Due 26th Nov, 2020 10:52 AM +08 | Created by SafetyCulture Staff

Call plumber ASAP.

Hallway / Flooring

Floor is smooth, even, and aligned properly. Any grout missing? Any holes where it meets the baseboard?

No



Photo 16

Hallway / Paint

Walls and paint look clean and evenly coated with no bumps, smudges or discolorations. Check to see if the proper paint sheen was used

No



Photo 17

General / General

Heater and Air Conditioning working properly

No



Photo 18

To do | Priority High | Due 26th Nov, 2020 10:55 AM +08 | Created by SafetyCulture Staff

Turn this off before it explodes!!!

Other actions

0 actions

Kitchen

1 action, 8 failed, 73.33%

Designer

1 action, 1 failed, 83.33%

Barstools-no cracked stain/paint, fabric looks unblemished, proper padding on legs to avoid scratching floors

Yes



Photo 1

Make sure you have light bulbs in fixtures and that they are working

No

Done | Priority Low | Due 26th Nov, 2020 10:39 AM +08 | Created by SafetyCulture Staff

Talk to lighting subcontractor.

Accessories-tags and stickers off, no damage or cracks, proper felt or rubber pads on bottoms to prevent scratches

Yes

Check wall coverings to see if there are any seam separations or imperfect lines

Yes

Furnishings-fabric looks good, no bad seams in pillows or upholstery, upholstery legs aren't scratched and have necessary pads to prevent floor scratches

Yes

Check window treatments. Have they been steamed? Do the seams line up? Are they level?

Yes

Cleaner

100%

All windows, floors and walls clean and dust free

Yes

Appliance

3 failed, 57.14%

Microwave working and all stickers/ tags removed

No

Garbage disposal working

Yes

Stove has gas/power, turns on and all stickers/tags removed

No

Oven has gas/power, turns on and all stickers/tags removed

Yes

Range hood working properly-check light bulb and all stickers/tags removed

No

Refrigerator/freezer is cold, working properly and all stickers/tags removed

Yes

Dishwasher is connected to water, working properly and all stickers/ tags removed

Yes



Photo 2

Carpentry

2 failed, 60%

Cabinets are aligned, level and don't hit anything when opened

No



Photo 3

Cabinet doors and drawers open and close smoothly. Check hardware on pullout trash and other specialty drawers

Yes

Drawer knob/pulls are level, centered and in correct location. Any missing knob/pulls?

Yes

Windows/doors open and close properly. Check that dirt isn't in the sills and preventing proper sliding. Check lock function

No

Sink(s) installed properly with no dents or scratches and caulking is smooth and the correct color

Yes

Plumbing

1 failed, 50%

Hot and cold water flows well at faucets along with any special insta hot or purified water dispensers

No

Faucet handles and pull out faucet heads working smoothly. Check caulking to make sure it's not messy and is in the correct color

Yes

Countertop

100%

Countertop looks good and is undamaged. Seams are aligned on veined stone, including bookmatched stone

Yes



Photo 4

Electrical

1 failed, 66.67%

All outlets working. Check GCFI circuit breakers functions to make sure they work properly. Are the outlet covers properly leveled and have all screws installed?

Yes

Lights and switches working properly. Are switch plates aligned? Are all of the screw heads installed?

No

Lights not working.

Smoke detector and CO2 monitors installed, working properly with new batteries

Yes

Flooring

100%

Floor is smooth, even, and aligned properly. Any grout missing? Any holes where it meets the baseboard?

Yes

Paint

100%

Walls and paint look clean and evenly coated with no bumps, smudges or discolorations. Check to see if the proper paint sheen was used

Yes

Tile

100%

For tile floors, grout and tile spacing is even with no cracks or spacing. Has the tile, stone and grout been sealed properly?

Yes

Backsplash is installed evenly with no cracks or broken tiles. Has it been sealed-especially behind the stove?

Yes

Slab Fabricator

100%

Seams lined up, no cracked edges or cracked grout lines

Yes

Living Room

2 actions, 6 failed, 53.85%

Designer

1 action, 2 failed, 66.67%

Casegoods and upholstery-no cracked stain/paint, fabric looks unblemished

No



Photo 5

To do | Priority Low | Due 26th Nov, 2020 10:43 AM +08 | Created by SafetyCulture Staff

Talk to interior designer about this disgusting sofa.

Make sure you have light bulbs in light fixtures and that they are working

Yes

Accessories-tags and stickers off, no damage or cracks, proper felt or rubber pads on bottoms to prevent scratches

Yes

Check wall coverings to see if there are any seam separations or imperfect lines

Yes

Furnishings-fabric looks good, no bad seams in pillows or upholstery, upholstery legs aren't scratched and have necessary pads to prevent floor scratches

No

Check window treatments. Have they been steamed? Do the seams line up? Are they level?

Yes

Cleaner

1 failed, 0%

Windows/doors open and close properly. Check that dirt isn't in the sills and preventing proper sliding. Check lock function

No



Photo 6

Flooring

1 failed, 0%

Floor is smooth, even, and aligned properly. Any grout missing? Any holes where it meets the baseboard? Can you see carpet seams?

No

Paint

1 action, 1 failed, 0%

Walls and paint look clean and evenly coated with no bumps, smudges or discolorations. Check to see if the proper paint sheen was used

No

Interior designer can't contact the painting supplier.



Photo 7

Can't do | Priority Low | Due 26th Nov, 2020 10:44 AM +08 | Created by SafetyCulture Staff

Have this repainted.

Electrical

100%

All outlets working. Are the outlet covers properly leveled and have all screws installed?

Yes

Lights and switches working properly. Are switch plates aligned? Are all of the screw heads installed?

Yes

Smoke detector and CO2 monitors installed, working properly with new batteries

Yes

Carpentry

1 failed, 0%

Windows/doors open and close properly. Check that dirt isn't in the sills and preventing proper sliding. Check lock function

No



Photo 8

Dining Room

2 failed, 72.73%

Flooring

0%

Floor is smooth, even, and aligned properly. Any grout missing? Any holes where it meets the baseboard? Can you see carpet seams? Cut any loose threads



Photo 9

Paint

100%

Walls and paint look clean and evenly coated with no bumps, smudges or discolorations. Check to see if the proper paint sheen was used

Yes

Electrical

1 failed, 50%

All outlets working and the outlet covers are properly level and have all screws installed

Yes

All light fixtures and switches are working

No



Photo 10

Designer

1 failed, 66.67%

Make sure you have light bulbs in and working. Any damaged fixtures? Nicks and scratches?

No




Photo 11

Is the area rug lined up? Are the tags/stickers removed? Do you have a carpet pad?

Yes

Check window treatments. Have they been steamed? Do the seams line up? Are they level?

Yes

Carpentry

100%

Windows/doors open and close properly. Check that dirt isn't in the sills and preventing proper sliding. Check lock function

Yes

Built ins or custom cabinets are aligned, level and don't hit anything when opened

Yes

Cabinet doors and drawers open and close smoothly. Check hardware in trash and other specialty drawers

Yes

Drawer knob/pulls are level, centered and in correct location. Any missing knob/pulls?

Yes

Bedroom	2 failed, 88.24%
----------------	------------------

Bedroom	2 failed, 88.24%
----------------	------------------

Bedroom 1	2 failed, 88.24%
------------------	------------------

Flooring	100%
-----------------	------

Floor is clean, undamaged and looks good	Yes
--	-----

Paint	1 failed, 0%
--------------	--------------

Walls and paint look clean and evenly coated with no bumps, smudges or discolorations. Check to see if the proper paint sheen was used	No
--	----



Photo 12

Electrical	100%
-------------------	------

All outlets working. Are the outlet covers properly leveled and have all screws been installed?	Yes
---	-----

All light fixtures & switches are working. Are switch plates aligned? Are all of the screw heads installed?	Yes
---	-----

Carpentry	100%
------------------	------

Closet doors, poles & shelving installed properly	Yes
---	-----

Windows/doors open and close properly. Check that dirt isn't in the sills and preventing proper sliding. Check lock function	Yes
--	-----

Doors open, close & lock properly with functioning door stops	Yes
---	-----

Built-ins or custom cabinets are aligned, level and don't hit anything when opened	Yes
--	-----

Cabinet doors and drawers open and close smoothly.	Yes
--	-----

Drawer knob/pulls are level, centered and in correct location. Any missing knob/pulls?	Yes
--	-----

Designer	1 failed, 83.33%
-----------------	------------------

Casegoods and upholstery-no cracked stain/paint, fabric looks unblemished	Yes
---	-----

<p>Make sure you have light bulbs in light fixtures and that they are working</p>	<p>Yes</p>
<p>Accessories-tags and stickers off, no damage or cracks, proper felt or rubber pads on bottoms to prevent scratches</p>	<p>Yes</p>
<p>Check wall coverings to see if there are any seam separations or imperfect lines</p>	<p>Yes</p>
<p>Furnishings-fabric looks good, no bad seams in pillows or upholstery, upholstery legs aren't scratched and have necessary pads to prevent floor scratches</p>	<p>No</p>
<p></p> <p>Photo 13</p>	
<p>Check window treatments. Have they been steamed? Do the seams line up? Are they level?</p>	<p>Yes</p>
<p>Cleaner</p>	<p>100%</p>
<p>Windows/doors open and close properly. Check that dirt isn't in the sills and preventing proper sliding. Check lock function</p>	<p>Yes</p>

Bathroom	1 action, 5 failed, 73.68%
Bathroom	1 action, 5 failed, 73.68%
Bathroom 1	1 action, 5 failed, 73.68%
Carpentry	2 failed, 66.67%
Are the mirrors in the right location? Are they level? Are they off the backsplash?	Yes
Towel bars and hooks straight and in the correct location	No
Toilet paper holder in the correct place where it can be easily reached? Level?	No
Cabinet doors and drawers open and close smoothly. Do you have the proper dividers in place?	Yes
Drawer pulls and knobs are level and centered	Yes
Windows/doors open and close properly. Check that dirt isn't in the sills and preventing proper sliding. Check lock function	Yes
Countertop	2 failed, 0%
Sink installed with no chips, stains or cracks. Caulking is clean.	No
Countertop looks good and is undamaged. Seams are aligned on veined stone, including bookmatched stone	No
Electrical	100%
All outlets working properly with GCFI circuit breakers installed near sink	Yes
Lights and switches working properly	Yes
HVAC	100%
Ceiling vent in correct location? Are two needed?	Yes
Paint	100%
Walls and paint look clean and evenly coated with no bumps, smudges or discolorations. Check to see if the proper paint sheen was used	Yes
Plumbing	1 action, 1 failed, 66.67%
Toilet working	Yes
Shower and bathtub have hot and cold water working	Yes



Photo 14

Faucets have hot and cold water working

N/A

No hot/cold water faucet handles.

Faucet handles lined up? Are the letters "H" and "C" in the correct position when turned off? Do faucet handles turn the correct way? Is cold coming out of the cold faucet?

N/A

Look for any leaks at faucets, tub spout, shower head or handheld shower

No



Photo 15

To do | Priority Low | Due 26th Nov, 2020 10:52 AM +08 | Created by SafetyCulture Staff

Call plumber ASAP.

Tile

100%

Tile on floor, shower walls, shower pan and counter installed correctly with no cracks or broken/chipped tiles. Has it been sealed?

Yes

Floor is smooth, even, and aligned properly

Yes

On flooring tiles grout and tile spacing is even, filled completely and not on top of any tile or stone

Yes

Designer

100%

Check window treatments. Have they been steamed? Do the seams line up? Are they level?

Yes

Hallway

2 failed, 0%

Flooring

1 failed, 0%

Floor is smooth, even, and aligned properly. Any grout missing? Any holes where it meets the baseboard?

No



Photo 16

Paint

1 failed, 0%

Walls and paint look clean and evenly coated with no bumps, smudges or discolorations. Check to see if the proper paint sheen was used

No



Photo 17

Electrical

All outlets are working

N/A

All light fixtures and switches are working. Are the light bulbs installed?

N/A

Hall closets are painted and in good order

N/A

General

1 action, 1 failed, 80%

General

1 action, 1 failed, 80%

Smoke and carbon monoxide detectors working properly with new batteries

Yes

Heater and Air Conditioning working properly

No



Photo 18

To do | Priority High | Due 26th Nov, 2020 10:55 AM +08 | Created by SafetyCulture Staff

Turn this off before it explodes!!!

Washer/dryer working properly

Yes

Hot water heating properly

Yes

Warranties, manuals, and maintenance info explained and provided

Yes

Misc

Misc

Exterior Work

N/A

Completion

100%

Additional Notes

The remodeling is terrible. Look for a new contractor.

Sign Off

Yes

Appendix



Photo 1



Photo 2



Photo 4



Photo 6



Photo 3



Photo 8



Photo 10



Photo 5



Photo 12



Photo 7



Photo 14



Photo 9



Photo 16



Photo 11



Photo 18



Photo 13



Photo 15



Photo 17