








Globalink Incorporated / GI-213 / 27 Apr 2018 / SafetyCulture Staff

Monthly Fire Extinguisher Inspection

Complete


Inspection score	Failed items	Created actions
75%	9	0
Client / Site Globalink Incorporated		
Reference Number GI-213		
Conducted on 📅 27th Apr, 2018 ⌚ 1:47 PM AEST		
Inspected by SafetyCulture Staff		
Location MLC Centre, Sydney NSW 2000, Australia		


Monthly Inspection / Fire Extinguisher Inspection / Click "Add Fire Extinguisher" to list equipment available in the area. You may add multiple items. / Fire Extinguisher 1 / Fire Extinguisher Inspection

<p>2. Mounted in an easily accessible place, no debris or material stacked in front of it.</p>	<p>Non-Compliant</p>
<p>– Notes The fire extinguisher is blocked by a water dispenser and trash bins.</p> <p>– Photos</p> <div data-bbox="196 600 424 824"></div> <p data-bbox="196 824 276 853">Photo 1</p> <div data-bbox="427 600 655 824"></div> <p data-bbox="427 824 512 853">Photo 2</p>	
<p>3. Safety pin is in place and intact. Nothing else should be used in place of the pin.</p>	<p>Non-Compliant</p>
<p>– Notes Pin is detached and broken</p> <p>– Photos</p> <div data-bbox="196 1137 424 1361"></div> <p data-bbox="196 1361 276 1391">Photo 3</p> <div data-bbox="427 1137 655 1361"></div> <p data-bbox="427 1361 512 1391">Photo 4</p>	
<p>9. Location of extinguisher is easily identifiable by signs</p>	<p>Non-Compliant</p>
<p>– Notes No signs at all</p> <p>– Photos</p> <div data-bbox="196 1630 424 1854"></div> <p data-bbox="196 1854 276 1883">Photo 5</p>	

11. Annual maintenance tag is signed and dated	Non-Compliant
– Notes No signature provided	
Overall condition of fire extinguisher	Fail
– Notes Fire extinguisher needs replacement	

Monthly Inspection / Fire Extinguisher Inspection / Click "Add Fire Extinguisher" to list equipment available in the area. You may add multiple items. / Fire Extinguisher 2 / Fire Extinguisher Inspection

1. Has a valid maintenance tag	Non-Compliant
– Notes No inspection tags	
– Photos 	
Photo 7	

9. Location of extinguisher is easily identifiable by signs	Non-Compliant
– Notes Extinguisher is crowded by water gallons	
– Photos 	
Photo 8	

11. Annual maintenance tag is signed and dated	Non-Compliant
– Notes No signature provided	
Overall condition of fire extinguisher	Fail
– Notes Annual maintenance tag should be signed	

Monthly Inspection

9 Failed 75%

Fire Extinguisher Inspection

Click "Add Fire Extinguisher" to list equipment available in the area. You may add multiple items.



Fire Extinguisher 1





Fire Extinguisher Information


Location of Extinguisher Kitchen area	
Serial No. of Extinguisher 00627-R	
Manufacture Date 📅 1st Apr, 2018	
Expiry Date 📅 1st Apr, 2019	
Type of Fire Extinguisher	Dry Powder
Size (KG) 4.5	
Rating	ABC

Fire Extinguisher Inspection

5 Failed

1. Has a valid maintenance tag	Compliant
2. Mounted in an easily accessible place, no debris or material stacked in front of it.	Non-Compliant
<p>– Notes The fire extinguisher is blocked by a water dispenser and trash bins.</p> <p>– Photos</p> <div style="display: flex; justify-content: space-around;"><div style="text-align: center;"><p>Photo 1</p></div><div style="text-align: center;"><p>Photo 2</p></div></div>	

<p>3. Safety pin is in place and intact. Nothing else should be used in place of the pin.</p>	<p>Non-Compliant</p>
<p>– Notes</p> <p>Pin is detached and broken</p> <p>– Photos</p> <div style="display: flex; justify-content: space-around;"> <div data-bbox="194 398 422 622">  <p>Photo 3</p> </div> <div data-bbox="422 398 655 622">  <p>Photo 4</p> </div> </div>	
<p>REFERENCE: Safety pin is in place and intact [This is an example of how you can use iAuditor to include best practice reference images in your templates to assist with inspections]</p> <div data-bbox="194 824 395 1019">  </div>	
<p>4. Label is clear and extinguisher type and instructions can be read easily.</p>	<p>Compliant</p>
<p>5. Handle is intact and not bent or broken.</p>	<p>Compliant</p>
<p>6. Pressure gauge is in the green and is not damaged or showing "recharge"</p>	<p>Compliant</p>
<p>7. Discharge hoses/nozzle is in good shape and not clogged, cracked, or broken</p>	<p>Compliant</p>
<p>8. Extinguisher was turned upside down at least three times (shaken) to make sure it is full.</p>	<p>Compliant</p>
<p>9. Location of extinguisher is easily identifiable by signs</p>	<p>Non-Compliant</p>
<p>– Notes</p> <p>No signs at all</p> <p>– Photos</p> <div data-bbox="194 1729 422 1953">  <p>Photo 5</p> </div>	

10. Dust and wipe down the extinguisher	Compliant
11. Annual maintenance tag is signed and dated	Non-Compliant
<p>– Notes</p> <p>No signature provided</p>	
<p>Take a photo of the annual maintenance tag</p>	
<p>– Photos</p>  <p>Photo 6</p>	
Overall condition of fire extinguisher	Fail
<p>– Notes</p> <p>Fire extinguisher needs replacement</p>	



Fire Extinguisher 2



Fire Extinguisher Information

Location of Extinguisher	Near Social Networking Kiosk
Serial No. of Extinguisher	00626-R
Manufacture Date	📅 1st Apr, 2017
Expiry Date	📅 1st Apr, 2019
Type of Fire Extinguisher	Dry Powder
Size (KG)	4.5
Rating	ABC

Fire Extinguisher Inspection

4 Failed

1. Has a valid maintenance tag	Non-Compliant
<p>– Notes</p> <p>No inspection tags</p> <p>– Photos</p>  <p>Photo 7</p>	
2. Mounted in an easily accessible place, no debris or material stacked in front of it.	Compliant
3. Safety pin is in place and intact. Nothing else should be used in place of the pin.	Compliant
<p>REFERENCE: Safety pin is in place and intact [This is an example of how you can use iAuditor to include best practice reference images in your templates to assist with inspections]</p> 	
4. Label is clear and extinguisher type and instructions can be read easily.	Compliant
5. Handle is intact and not bent or broken.	Compliant
6. Pressure gauge is in the green and is not damaged or showing "recharge"	Compliant
7. Discharge hoses/nozzle is in good shape and not clogged, cracked, or broken	Compliant
8. Extinguisher was turned upside down at least three times (shaken) to make sure it is full.	Compliant

9. Location of extinguisher is easily identifiable by signs	Non-Compliant
<p>– Notes</p> <p>Extinguisher is crowded by water gallons</p> <p>– Photos</p>  <p>Photo 8</p>	
10. Dust and wipe down the extinguisher	Compliant
11. Annual maintenance tag is signed and dated	Non-Compliant
<p>– Notes</p> <p>No signature provided</p> <p>Take a photo of the annual maintenance tag</p> <p>– Photos</p>  <p>Photo 9</p>	
Overall condition of fire extinguisher	Fail
<p>– Notes</p> <p>Annual maintenance tag should be signed</p>	


Fire Extinguisher 3

Fire Extinguisher Information

Location of Extinguisher	Hallway near emergency door
Serial No. of Extinguisher	1824
Manufacture Date	<input type="checkbox"/> 4th Apr, 2017
Expiry Date	<input type="checkbox"/> 30th Apr, 2019
Type of Fire Extinguisher	Dry Powder

Size (KG) 4.5	
Rating	ABC

Fire Extinguisher Inspection

1. Has a valid maintenance tag	Compliant
2. Mounted in an easily accessible place, no debris or material stacked in front of it.	Compliant
3. Safety pin is in place and intact. Nothing else should be used in place of the pin.	Compliant
<p>REFERENCE: Safety pin is in place and intact [This is an example of how you can use iAuditor to include best practice reference images in your templates to assist with inspections]</p> 	
4. Label is clear and extinguisher type and instructions can be read easily.	Compliant
5. Handle is intact and not bent or broken.	Compliant
6. Pressure gauge is in the green and is not damaged or showing "recharge"	Compliant
7. Discharge hoses/nozzle is in good shape and not clogged, cracked, or broken	Compliant
8. Extinguisher was turned upside down at least three times (shaken) to make sure it is full.	Compliant
9. Location of extinguisher is easily identifiable by signs	Compliant
10. Dust and wipe down the extinguisher	Compliant
11. Annual maintenance tag is signed and dated	Compliant

Take a photo of the annual maintenance tag

– Photos



Photo 10

Overall condition of fire extinguisher

Pass

– Notes

Compliant with all inspection

Completion

Write down observations

- 1/3 fire extinguisher passed the inspection
- I've noticed that they maintain cleanliness on all fire extinguishers

State recommendations about the inspections here

- Work on failed items
- Replace all defective fire extinguishers
- Follow up on action required

Name and Signature of Inspector



Jo Sheen

27th Apr, 2018 2:14 PM AEST




Photo 1



Photo 2




Photo 3



Photo 4



Photo 5

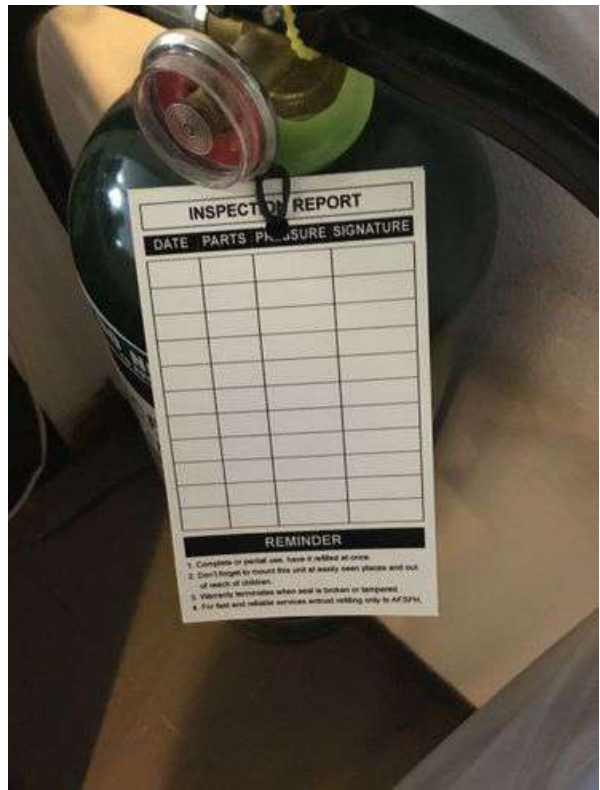


Photo 6



Photo 7



Photo 8



Photo 9



Photo 10