



28 Aug 2019 / Scott Hendersmith / Seven Seas Shipping Corp.

Fumigation Procedure Template

Complete

Failed items

6

Created actions

3

Site

United States of America

Company

Seven Seas Shipping Corp.

Location

15° 19' 35.6592" N 76° 9' 26.0172" W

Officer in Charge

Scott Hendersmith

Conducted on

📅 28th Aug, 2019 ⌚ 9:46 AM +08


Table of Contents


Failed items	3
Actions	5
Fumigation Procedure	6
Suitability Verification	6
Pre-fumigation Conference	6
Fumigant Application	7
Post-fumigation Safety	9
Recordkeeping and Monitoring	9
Sign Off	10
Photos	11

Fumigation Procedure / Pre-fumigation Conference

<p>Did you receive a copy of EPA-registered label for the fumigant to be used?</p>	<p>No</p>
<p>– Notes just received a copy</p>	
<p>Did the certified fumigant applicator provide the officer in charge of the vessel instructions for aerating the holds or tanks upon arrival at the discharge port?</p>	<p>No</p>
<p>– Notes fumigator-in-charge now gave instructions</p>	
<p>Did the certified fumigant applicator provide the officer in charge of the vessel instructions for the retrieval and disposal of residue retention device (bags, belts, ropes) at the discharge port?</p>	<p>No</p>
<p>– Notes fumigator-in-charge now gave instructions (again)</p>	

Fumigation Procedure / Fumigant Application

Did you verify that the 4 inch perforated/slotted tubing was placed on the bottom of the hold and attached to the 4 inch (minimum) solid tubing?	No
<p>– Notes tubing still on top of the hold</p> <p>– Photos</p>  <p>Photo 5</p>	

Did you verify that the certified fumigant applicator removed the containers from sealed cartons and contain the appropriate formulation?	No
<p>– Notes removed from unsealed cartons</p> <p>– Photos</p>  <p>Photo 7</p> <p>– Actions</p> <hr/> <p>To Do Verify fumigant efficacy</p>	

Fumigation Procedure / Recordkeeping and Monitoring

Did the certified fumigant applicator provide a list of areas that are judged to be safe and those judged to be unsafe for crew members during the voyage and checklist of areas that must be monitored daily for phosphine leaks?	No
<p>– Actions</p> <hr/> <p>To Do Install temperature and humidity sensors</p>	

Actions

3 Actions

SafetyCulture Staff created a High priority action

To Do 29th Aug, 2019 8:00 AM +08

Use temperature and humidity sensors

SafetyCulture Staff created a High priority action

To Do 29th Aug, 2019 8:00 AM +08

Verify fumigant efficacy

Fumigation Procedure / Fumigant Application

Did you verify that the certified fumigant applicator removed the containers from sealed cartons and contain the appropriate formulation?

SafetyCulture Staff created a High priority action

To Do 29th Aug, 2019 8:00 AM +08

Install temperature and humidity sensors

Automate readings using SafetyCulture iAuditor sensors and enable 24/7 remote monitoring for crew members

Fumigation Procedure / Recordkeeping and Monitoring

Did the certified fumigant applicator provide a list of areas that are judged to be safe and those judged to be unsafe for crew members during the voyage and checklist of areas that must be monitored daily for phosphine leaks?

Suitability Verification

Did you obtain a written statement from the certified fumigant applicator that the vessel is suitable for fumigation?	Yes
---	-----

Pre-fumigation Conference

3 Failed

Did you attend the pre-fumigation conference conducted by the certified fumigant applicator?	Yes
--	-----

– Photos



Photo 1

Did you receive a copy of EPA-registered label for the fumigant to be used?	No
---	----

– Notes

just received a copy

Did the certified fumigant applicator identify holds or tanks to be fumigated?	Yes
--	-----

– Notes

hold 1 and hold 2


– Photos



Photo 2





Photo 3


Did the certified fumigant applicator state the intended fumigant dosage to be applied?	Yes
<p>– Photos</p>  <p>Photo 4</p>	
Did the certified fumigant applicator describe the method of fumigant application?	Yes
Did officer in charge of the vessel state voyage length?	Yes
Did the certified fumigant applicator discuss safety precautions including symptoms of fumigant exposure, first aid procedures, instruct two crew members in the use of respiratory protection equipment and phosphine detection equipment, and holds or tanks under fumigation must be closed for the entire voyage length?	Yes
Did the certified fumigant applicator provide the officer in charge of the vessel instructions for aerating the holds or tanks upon arrival at the discharge port?	No
<p>– Notes</p> <p>fumigator-in-charge now gave instructions</p>	
Did the certified fumigant applicator provide the officer in charge of the vessel instructions for the retrieval and disposal of residue retention device (bags, belts, ropes) at the discharge port?	No
<p>– Notes</p> <p>fumigator-in-charge now gave instructions (again)</p>	

Fumigant Application


2 Failed 1 Action

Is the recirculation method used?	Yes
Did you verify that the blower motor has the capability to move the fumigant at a minimum rate of 300 cubic feet per minute?	Yes
Did you have the certified applicator demonstrate the fan/blower is moving air in the proper direction?	Yes
Did you verify that the 4 inch (minimum) solid tubing is securely attached to the output side of the blower motor housing with a semi-permanent method such as a bolt, screw, clamp, etc.?	Yes

<p>Did you verify that the 4 inch perforated/slotted tubing was placed on the bottom of the hold and attached to the 4 inch (minimum) solid tubing?</p>	No
<p>– Notes</p> <p>tubing still on top of the hold</p> <p>– Photos</p> <div data-bbox="196 439 424 663" style="border: 1px solid black; width: 143px; height: 100px; margin-bottom: 5px;">  </div> <p>Photo 5</p>	
<p>Did you verify that the 6 inch perforated/slotted tubing is securely attached to the input side of the blower motor housing with a semi-permanent method such as a bolt, screw, clamp, etc.?</p>	Yes
<p>Did you observe the application of the fumigant?</p>	Yes
<p>– Photos</p> <div data-bbox="196 974 424 1198" style="border: 1px solid black; width: 143px; height: 100px; margin-bottom: 5px;">  </div> <p>Photo 6</p>	
<p>Did you verify accurate fumigant dosage was applied?</p>	Yes
<p>Did you verify that certified fumigant applicator removed fumigant from factory sealed containers?</p>	N/A

Did you verify that the certified fumigant applicator removed the containers from sealed cartons and contain the appropriate formulation?	No
<p>– Notes removed from unsealed cartons</p> <p>– Photos</p>  <p>Photo 7</p> <p>– Actions</p> <p>To Do Verify fumigant efficacy</p>	
Did the certified fumigant applicator apply the fumigant by the method stated in the pre-fumigation conference?	Yes

Post-fumigation Safety

Were all openings to holds or tanks closed and sealed after application of the fumigant including main hatch or tank openings, manways, wing tank openings, butterworth plates, weep bales, and vent openings?	Yes
<p>– Photos</p>  <p>Photo 8</p>	
Did the certified fumigant applicator install or have warning placards installed on all entrances to the fumigated holds or tanks?	Yes
Did each warning placard contain the date of fumigant application, fumigant formulation used, the minimum fumigant retention period as indicated in attachment 4, and the holds or tanks must be kept closed for the entire length of the voyage?	Yes

Recordkeeping and Monitoring

1 Failed 1 Action

Did the certified fumigant applicator provide a list of areas that are judged to be safe and those judged to be unsafe for crew members during the voyage and checklist of areas that must be monitored daily for phosphine leaks?

No

– Actions

To Do **Install temperature and humidity sensors**

Did you receive a written statement of fumigant application compliance from the certified applicator?

Yes

Sign Off

Additional Recommendations

Validate fumigant source, formulation, and efficacy (especially after we just received the EPA label copy and the containers were removed from unsealed cartons.

Officer in Charge Name & Signature



Scott Hendersmith

28th Aug, 2019 10:14 AM +08

Certified Fumigant Applicator Name & Signature



Lester Mavelson

28th Aug, 2019 10:16 AM +08

Photos

8 Photos



Photo 1



Photo 2



Photo 3



Photo 4



Photo 5



Photo 6



Photo 7



Photo 8