



Your 3-Minute Fire Extinguisher Inspection Checklist

conducted for

Tower 6725

Conducted on

12 Feb 2019 07:55 AM

Select Floor

Level 5

Full Name of Inspector

Anthony Howard



Completed on

12 Feb 2019 07:57 AM

Score

12/14.0 - 85.71%

Inspection - 12/14 85.71%

Question	Response	Details
Quick Fire Extinguisher Inspection		Score (12/14) 85.71%
		
Click to add fire extinguisher to be inspected		
Fire Extinguisher 1		
Is there a fire extinguisher on this floor/level?	Yes	
Where is this fire extinguisher located on the floor you are on?	Meeting Room	
Accessibility		Score (4/5) 80.00%
Take a photo of the fire extinguisher and its storage location from within a few feet.		
		
Appendix 1		
Is the fire extinguisher easily visible?	Yes	
Is there adequate signage above the fire extinguisher?		
Is the fire extinguisher elevated from the ground?	Yes	
Is the fire extinguisher's immediate surrounding free from obstruction?	Yes	

Question	Response	Details
Is the fire extinguisher easily removable from its bracket/container? (For fire extinguishers inside glass cabinets, it is alright to not move them anymore)	Yes	


Physical


Score (6/6) 100.00%



Come closer to the fire extinguisher for visual inspection.

Enter Serial Number (e.g. can be found on the inspection tag or somewhere on the cylinder)	Not Available	
Is the cylinder tank and all external metal parts free of corrosion, dents or other signs of damage?	Yes	
Is the sticker/label on the cylinder in readable?	Yes	



Question	Response	Details
		
Is the hose free of cracks or other signs of damage?	Yes	


Question	Response	Details
		
Have a look at the inside of the nozzle. Does it show any leak?	No	

Question	Response	Details
----------	----------	---------



Is the locking pin present and intact?	Yes	
Is the seal present and not broken? (The seal's material can be plastic or metal)	Yes	


Question	Response	Details
Pressure Gauge		Score (1/1) 100.00%
<p>Locate the pressure gauge at the top of the cylinder. Here is an example of a pressure gauge.</p> 		
Is the pressure gauge pointed within the optimal green range [refer image above]?	Yes	
Inspection Tag		Score (0/1) 0.00%
Was a completed inspection for the previous month reflected on the inspection tag?	No	
 <p>Appendix 2</p>		
Completion		
Your summary of observations	Remind team to always do monthly inspections	

Question		Response	Details
	Anthony Howard	12 Feb 2019 07:57 AM	

Media



Appendix 1



Appendix 2