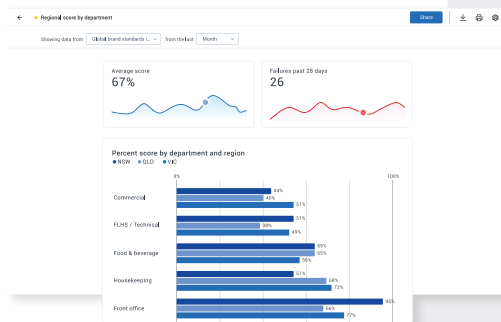


Know how your sites are performing

Understand individual location needs by using iAuditor's sites feature.

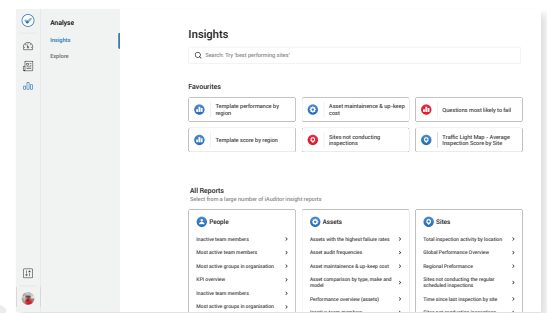
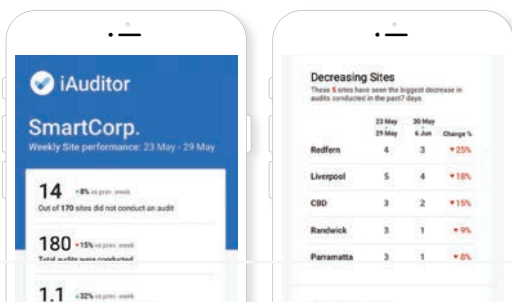
Compare site performance

Have visibility over how your sites are performing so you can replicate success and fix issues quickly.



Data on the go

A weekly report keeps you informed of your site performance with no manual effort. Be proactive with the data coming directly to your email.

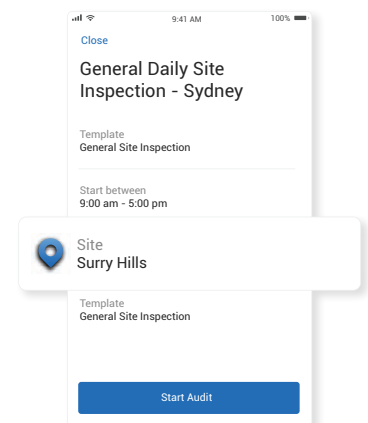


New insights menu with ready-made reports

Don't spend 45 minutes pulling reports. Use one of our ready-made visual reports to share site performance updates.

Smart suggestions

Using machine learning, iAuditor learns your behavior and suggests the most relevant sites.



How it works

Web Platform

The setup and analysis power

- Add sites on the web platform via a CSV import bulk import option
- Receive weekly site performance reports to your inbox

New Insights menu

CEO-Ready reports

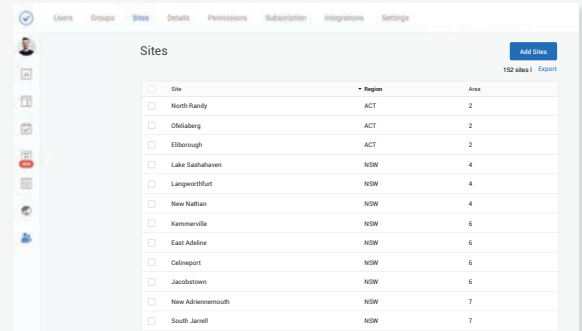
- Create quick reports based on your site data collected
- "Favorite" reports to keep coming back
- For complex queries, the Explore area can be used to toggle and filter

iAuditor app

Easier and faster site reporting

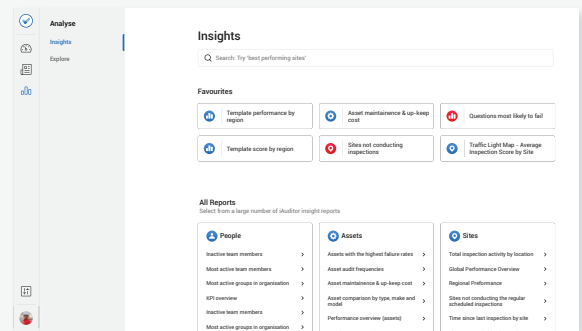
- Smart suggestions will help you pick sites faster through machine learning
- Collects consistent data through inspections

WEB PLATFORM

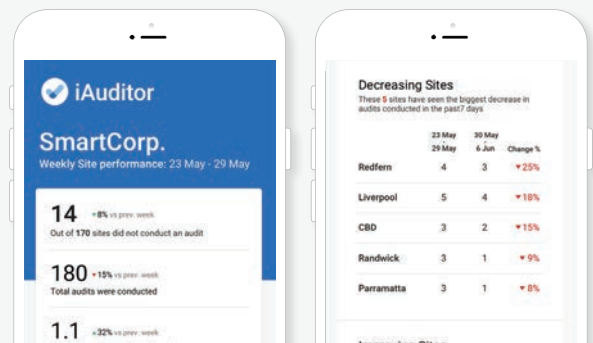


Site	Region	Area
North Randy	ACT	2
Oldsberg	ACT	2
Elberough	ACT	2
Lake Sathahaven	NSW	4
Langworthfurt	NSW	4
New Nathan	NSW	4
Kammerville	NSW	6
East Adeline	NSW	6
Callenport	NSW	6
Jacobstown	NSW	6
New Adhienemouth	NSW	7
South Jarell	NSW	7

NEW INSIGHTS MENU



IAUDITOR APP



Used by

