



# General Hazard Identification Form

conducted for

## Bang Kho Laem Construction Works

**Location**

2426 Rama III Rd, Khwaeng Bang Kho Laem, Khet Bang Kho Laem, Krung Thep Maha Nakhon 1

**Conducted on**

08 Jun 2018 08:40 AM

**Prepared by**

Pee Mak Krung

**Completed on**

08 Jun 2018 09:47 AM




**Score**



14/24.0 - 58.33%

## Failed Responses



This section lists responses that were set as "failed responses" in the template used for this audit




Question	Response	Details
<p><b>MANUAL HANDLING:</b> Consider if the work tasks contain any Manual Handling Risks.</p>	✓	Workers carry metals that may cause body stress if improper ergonomic practice is being applied when lifting.
<div style="display: flex; align-items: center;">  <div style="margin-left: 10px;">Appendix 1</div> </div>		
<p><b>EXCAVATION:</b> Consider if the work requires an excavation to be dug. Do you need to check for services prior to excavation?</p>	✓	Project requires excavation and trenching
<div style="display: flex; align-items: center;">  <div style="margin-left: 10px;">Appendix 2</div> </div>		
<p><b>WORKING AT HEIGHTS:</b> Consider if personnel are working at height during this task. Are they trained to perform the task?</p>	✓	Workers use scaffolds to do work at heights.
<div style="display: flex; align-items: center;">  <div style="margin-left: 10px;">Appendix 3</div> </div>		

Question	Response	Details
<p><b>SLIP &amp; TRIP HAZARDS:</b>            Consider if any slip / trip hazards are present at the worksite.            Will equipment to be used form a trip hazard?</p>	✓	A deformed stair step that might cause tripping or falling hazard
 <p>Appendix 4</p>		
<p><b>WORKING OUTDOORS:</b>            Consider the ambient conditions / associated hazards.            Consider precautions to prevent exposure to heat/cold.</p>	✓	Workers are exposed to direct sunlight exposure
 <p>Appendix 5</p>		
<p><b>CUTS AND ABRASION:</b>            Is there a risk of cuts / abrasion?            Consider control measures such as task separation or adequacy of PPE</p>	✓	Some workers are using powered tools used for cutting materials
 <p>Appendix 6</p>		

Question	Response	Details
<b>FALLING OBJECTS:</b> Will personnel be working above where others may pass? Will personnel be working below others?	✓	Loads from cranes
<b>LIFTING:</b> Consider if work task involves crane lifts. Ensure a lift study has been conducted.	✓	Using cranes for moving tons of materials from one place to another
 <p>Appendix 7</p>		
<b>ASBESTOS:</b> Consider if personnel may be exposed to asbestos during this task? If unsure, check the Asbestos Register/Scope of Works for known sources.	✓	Workers removing asbestos
 <p>Appendix 8</p>		

## Audit - 14/24 58.33%


Question	Response	Details
Describe the nature of work	Construction of a building	
<b>Personal Protective Equipment</b>		
PPE available and needed to protect employees against hazards	Fall Protection devices (harness and lanyards), Hard hats, High visibility vests, Respirators, Safety boots, Safety goggles, Work gloves	
<b>Hazard Identification</b>		Score (14/23) 60.87%
NOISE: Will the work create higher noise levels? Consider the need for hearing protection in the work area.	✘	
MANUAL HANDLING: Consider if the work tasks contain any Manual Handling Risks.	✔	Workers carry metals that may cause body stress if improper ergonomic practice is being applied when lifting.
 <p style="text-align: center;">Appendix 1</p>		
EXCAVATION: Consider if the work requires an excavation to be dug. Do you need to check for services prior to excavation?	✔	Project requires excavation and trenching
 <p style="text-align: center;">Appendix 2</p>		


Question	Response	Details
<p><b>WORKING AT HEIGHTS:</b> Consider if personnel are working at height during this task. Are they trained to perform the task?</p>	✓	Workers use scaffolds to do work at heights.
 <p>Appendix 3</p>		
<p><b>SLIP &amp; TRIP HAZARDS:</b> Consider if any slip / trip hazards are present at the worksite. Will equipment to be used form a trip hazard?</p>	✓	A deformed stair step that might cause tripping or falling hazard
 <p>Appendix 4</p>		
<p><b>REFERENCE:</b> Wet surfaces labeled with proper warning sign to avoid slips and trips [This is an example of how you can use iAuditor to include best practice reference images in your templates to assist with inspections]</p> 		

Question	Response	Details
<p><b>SITE SECURITY / EMERGENCY PREPAREDNESS:</b> Prevent unauthorized access to the work site at all times. Ensure site emergency planning has occurred.</p>	✘	
<p><b>WORKING OUTDOORS:</b> Consider the ambient conditions / associated hazards. Consider precautions to prevent exposure to heat/cold.</p>	✔	Workers are exposed to direct sunlight exposure
 <p>Appendix 5</p>		
<p><b>TRAFFIC MANAGEMENT:</b> Consider how construction traffic will access and egress the workplace in a safe manner.</p>	✘	
<p><b>CUTS AND ABRASION:</b> Is there a risk of cuts / abrasion? Consider control measures such as task separation or adequacy of PPE</p>	✔	Some workers are using powered tools used for cutting materials
 <p>Appendix 6</p>		
<p><b>HAZARDOUS SUBSTANCES:</b> Will work task involve contact with any Hazardous Substances? Refer to MSDS and consider specialized PPE / precautions.</p>	✘	
<p><b>PLANT AND MACHINERY:</b> Is the plant work area delineated away from other works? Operator ticketed/licensed to operate this type of equipment?</p>	✘	

Question	Response	Details
<b>FALLING OBJECTS:</b> Will personnel be working above where others may pass? Will personnel be working below others?	✓	Loads from cranes
<b>LIFTING:</b> Consider if work task involves crane lifts. Ensure a lift study has been conducted.	✓	Using cranes for moving tons of materials from one place to another
 <p>Appendix 7</p>		
<b>FIRE / IGNITION SOURCES:</b> Consider if hot work is being conducted in the work area. Consider containment / testing requirements.	✗	
<b>ENVIRONMENTAL IMPACTS:</b> Is there potential to release pollutants to drain's / marine environment / waterway's / ground / atmosphere; Vibration / noise emission beyond the project perimeter; generation of dust or disposal of hazardous waste?	✗	
<b>DECONTAMINATION OF PLANT AND EQUIPMENT:</b> Plant, Equipment, and PPE must be decontaminated at the end of each day and or when exposed equipment is to leave the asbestos area	✗	
<b>VIBRATION:</b> Consider the need for vibration monitoring from demolition process, especially when working near heritage type buildings.	✗	
<b>HAZARDOUS SUBSTANCE STORAGE / SPILLS PREVENTION:</b> Consider if any potential spill sources exist in the work area. Consider the need for bunds, drip trays, spill blankets, absorption etc	✗	



Question	Response	Details
<b>WASTE DISPOSAL:</b> Consider if work task creates wastes prescribed wastes requiring special disposal e.g Asbestos	✘	
<b>CUSTOMER AND SURROUNDING PROPERTY:</b> Consider the potential risk to neighbours' property Consider potential damage to customer property nearby.	✘	
<b>ASBESTOS:</b> Consider if personnel may be exposed to asbestos during this task? If unsure, check the Asbestos Register/Scope of Works for known sources.	✔	Workers removing asbestos
 Appendix 8		
<b>NEARBY WORK:</b> Consider if any work will be occurring nearby. Consider if there is any impact of your work on others.	✘	
Are there other hazards identified?	✘	
<b>Overall summary</b>		Score (0/1) 0.00%
Write observations here	1. All workers have undergone proper training before work. 2. A toolbox talk meeting is conducted before proceeding to the site to ensure that all concerns have been raised. 3. Proper PPE were worn during operation hours. 4. Safety managers conduct site walkthroughs before and after shift. 5. Emergency procedures are well established.	
Overall Assessment	At Risk	Everyone is compliance with the safety rules and measures. However, the hazards identified are impossible to eliminate so all workers must be very careful to every action they will make. This work is still considered risky.

Question	Response	Details	
<b>Completion</b>			
Full Name and Signature of Inspector	Pee Mak Krung	08 Jun 2018 09:23 AM	

# Media



Appendix 1



Appendix 2



Appendix 3



Appendix 4



Appendix 5



Appendix 6



Appendix 7



Appendix 8