



Monthly Fire Extinguisher Inspection

conducted for

Globalink Incorporated

Reference Number

GI-213

Conducted on

27 Apr 2018 11:47 AM

Inspected by

SafetyCulture Staff

Location

MLC Centre, Sydney NSW 2000, Australia

Completed on






27 Apr 2018 12:25 PM



Score

27/36.0 - 75.00%

Failed Responses

This section lists responses that were set as "failed responses" in the template used for this audit

Question	Response	Details
2. Mounted in an easily accessible place, no debris or material stacked in front of it.	Non-Compliant	The fire extinguisher is blocked by a water dispenser and trash bins.
<div style="display: flex; justify-content: space-around;"> <div style="text-align: center;">  <p>Appendix 1</p> </div> <div style="text-align: center;">  <p>Appendix 2</p> </div> </div>		
3. Safety pin is in place and intact. Nothing else should be used in place of the pin.	Non-Compliant	Pin is detached and broken
<div style="display: flex; justify-content: space-around;"> <div style="text-align: center;">  <p>Appendix 3</p> </div> <div style="text-align: center;">  <p>Appendix 4</p> </div> </div>		
9. Location of extinguisher is easily identifiable by signs	Non-Compliant	No signs at all
<div style="text-align: center;">  <p>Appendix 5</p> </div>		

Question	Response	Details
11. Annual maintenance tag is signed and dated	Non-Compliant	No signature provided
Overall condition of fire extinguisher	Fail	Fire extinguisher needs replacement
1. Has a valid maintenance tag	Non-Compliant	No inspection tags
 <p>Appendix 7</p>		
9. Location of extinguisher is easily identifiable by signs	Non-Compliant	Extinguisher is crowded by water gallons
 <p>Appendix 8</p>		
11. Annual maintenance tag is signed and dated	Non-Compliant	No signature provided
Overall condition of fire extinguisher	Fail	Annual maintenance tag should be signed

Actions



#1. Remove water dispenser and trash bins




Assignee: carlosheen@ig.com
Priority: HIGH
Due Date: 27 Apr 2018 11:45 PM
Audit: Globallink Incorporated / GI-213 / 27 Apr 2018 / SafetyCulture Staff
Linked to item: 2. Mounted in an easily accessible place, no debris or material stacked in front of it.
Status: To Do



#2. Put signage here



Assignee: Jo@ig.com
Priority: HIGH
Due Date: 30 Apr 2018 11:50 AM
Audit: Globallink Incorporated / GI-213 / 27 Apr 2018 / SafetyCulture Staff
Linked to item: 9. Location of extinguisher is easily identifiable by signs
Status: To Do



Monthly Inspection - 27/36 75.00%


Question	Response	Details
Fire Extinguisher Inspection		Score (27/36) 75.00%
Click "Add Fire Extinguisher" to list equipment available in the area. You may add multiple items.		
Fire Extinguisher 1		
Fire Extinguisher Information		
Location of Extinguisher	Kitchen area	
Serial No. of Extinguisher	00627-R	
Manufacture Date	01 Apr 2018	
Expiry Date	01 Apr 2019	
Type of Fire Extinguisher	Dry Powder	
Size (KG)	4.5	
Rating	ABC	
Fire Extinguisher Inspection		Score (7/12) 58.33%
1. Has a valid maintenance tag	Compliant	
2. Mounted in an easily accessible place, no debris or material stacked in front of it.	Non-Compliant	The fire extinguisher is blocked by a water dispenser and trash bins.
 Appendix 1	 Appendix 2	



Question	Response	Details
3. Safety pin is in place and intact. Nothing else should be used in place of the pin.	Non-Compliant	Pin is detached and broken
<div style="display: flex; justify-content: space-around;"> <div style="text-align: center;">  <p>Appendix 3</p> </div> <div style="text-align: center;">  <p>Appendix 4</p> </div> </div>		
<p>REFERENCE: Safety pin is in place and intact [This is an example of how you can use iAuditor to include best practice reference images in your templates to assist with inspections]</p> <div style="text-align: center;">  </div>		
4. Label is clear and extinguisher type and instructions can be read easily.	Compliant	
5. Handle is intact and not bent or broken.	Compliant	
6. Pressure gauge is in the green and is not damaged or showing "recharge"	Compliant	
7. Discharge hoses/nozzle is in good shape and not clogged, cracked, or broken	Compliant	
8. Extinguisher was turned upside down at least three times (shaken) to make sure it is full.	Compliant	

Question	Response	Details
9. Location of extinguisher is easily identifiable by signs	Non-Compliant	No signs at all
 <p>Appendix 5</p>		
10. Dust and wipe down the extinguisher	Compliant	
11. Annual maintenance tag is signed and dated	Non-Compliant	No signature provided
<p>Take a photo of the annual maintenance tag</p>  <p>Appendix 6</p>		
Overall condition of fire extinguisher	Fail	Fire extinguisher needs replacement
Fire Extinguisher 2		
Fire Extinguisher Information		
Location of Extinguisher	Near Social Networking Kiosk	
Serial No. of Extinguisher	00626-R	
Manufacture Date	01 Apr 2017	
Expiry Date	01 Apr 2019	
Type of Fire Extinguisher	Dry Powder	
Size (KG)	4.5	
Rating	ABC	


Question	Response	Details
Fire Extinguisher Inspection		Score (8/12) 66.67%
1. Has a valid maintenance tag	Non-Compliant	No inspection tags
 <p data-bbox="140 577 256 607">Appendix 7</p>		
2. Mounted in an easily accessible place, no debris or material stacked in front of it.	Compliant	
3. Safety pin is in place and intact. Nothing else should be used in place of the pin.	Compliant	
<p data-bbox="97 947 1441 1055">REFERENCE: Safety pin is in place and intact [This is an example of how you can use iAuditor to include best practice reference images in your templates to assist with inspections]</p> 		
4. Label is clear and extinguisher type and instructions can be read easily.	Compliant	
5. Handle is intact and not bent or broken.	Compliant	
6. Pressure gauge is in the green and is not damaged or showing "recharge"	Compliant	
7. Discharge hoses/nozzle is in good shape and not clogged, cracked, or broken	Compliant	
8. Extinguisher was turned upside down at least three times (shaken) to make sure it is full.	Compliant	

Question	Response	Details
9. Location of extinguisher is easily identifiable by signs	Non-Compliant	Extinguisher is crowded by water gallons
 <p>Appendix 8</p>		
10. Dust and wipe down the extinguisher	Compliant	
11. Annual maintenance tag is signed and dated	Non-Compliant	No signature provided
<p>Take a photo of the annual maintenance tag</p>  <p>Appendix 9</p>		
Overall condition of fire extinguisher	Fail	Annual maintenance tag should be signed
Fire Extinguisher 3		
Fire Extinguisher Information		
Location of Extinguisher	Hallway near emergency door	
Serial No. of Extinguisher	1824	
Manufacture Date	04 Apr 2017	
Expiry Date	30 Apr 2019	
Type of Fire Extinguisher	Dry Powder	
Size (KG)	4.5	
Rating	ABC	
Fire Extinguisher Inspection		Score (12/12) 100.00%
1. Has a valid maintenance tag	Compliant	

Question	Response	Details
2. Mounted in an easily accessible place, no debris or material stacked in front of it.	Compliant	
3. Safety pin is in place and intact. Nothing else should be used in place of the pin.	Compliant	
<p>REFERENCE: Safety pin is in place and intact [This is an example of how you can use iAuditor to include best practice reference images in your templates to assist with inspections]</p> 		
4. Label is clear and extinguisher type and instructions can be read easily.	Compliant	
5. Handle is intact and not bent or broken.	Compliant	
6. Pressure gauge is in the green and is not damaged or showing "recharge"	Compliant	
7. Discharge hoses/nozzle is in good shape and not clogged, cracked, or broken	Compliant	
8. Extinguisher was turned upside down at least three times (shaken) to make sure it is full.	Compliant	
9. Location of extinguisher is easily identifiable by signs	Compliant	
10. Dust and wipe down the extinguisher	Compliant	
11. Annual maintenance tag is signed and dated	Compliant	

Question	Response	Details	
<p>Take a photo of the annual maintenance tag</p>  <p>Appendix 10</p>			
Overall condition of fire extinguisher	Pass	Compliant with all inspection	
Completion			
Write down observations	<ul style="list-style-type: none"> - 1/3 fire extinguisher passed the inspection - I've noticed that they maintain cleanliness on all fire extinguishers 		
State recommendations about the inspections here	<ul style="list-style-type: none"> - Work on failed items - Replace all defective fire extinguishers - Follow up on action required 		
Name and Signature of Inspector	Jo Sheen	27 Apr 2018 12:14 PM	

Media



Appendix 1



Appendix 2



Appendix 3



Appendix 4



Appendix 5



Appendix 6



Appendix 7



Appendix 8

